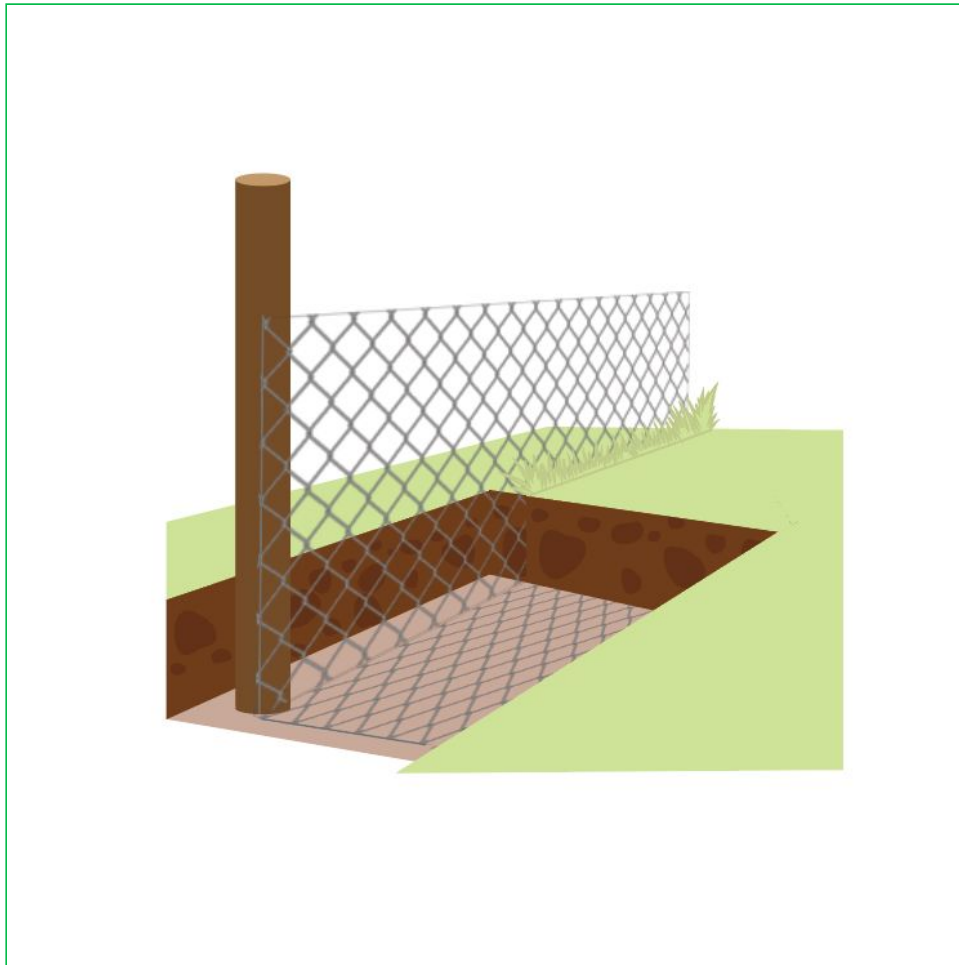


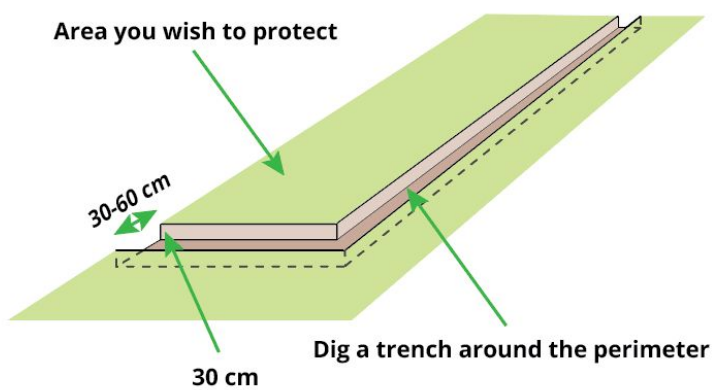
HOW TO INSTALL A BADGER-PROOF FENCE



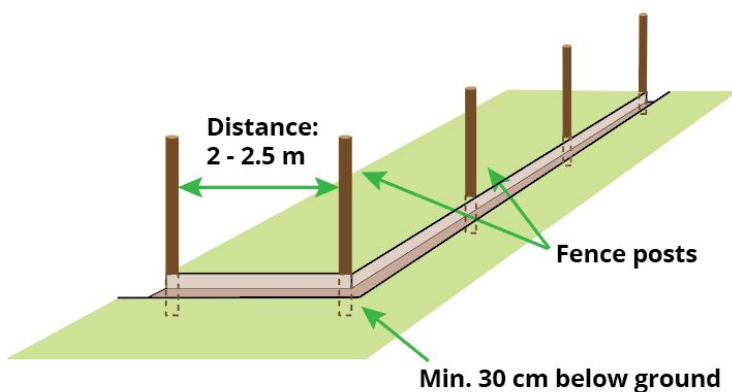
THINGS YOU'LL NEED

- Shovel
- Hammer
- Plier
- Wooden fence posts
- [Badger proof fencing](#)
- [Staples / cable ties](#)
- [Pegs](#)
- Plastic mesh (optional)
- Fence overhang brackets (optional)

INSTRUCTIONS

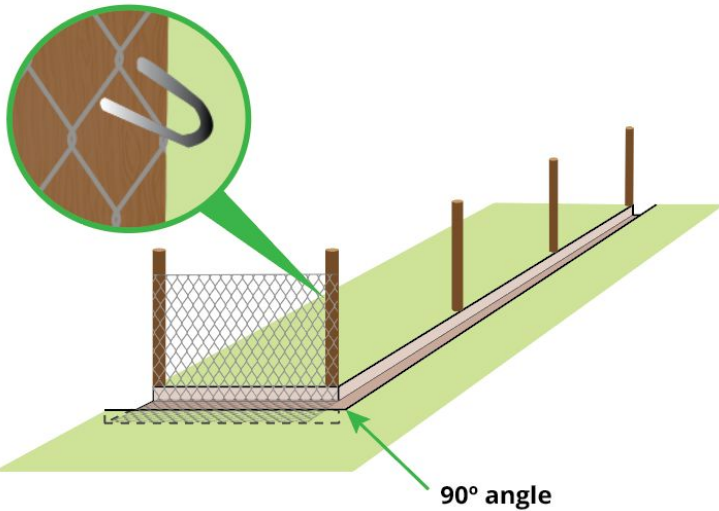


Step 1: Dig a trench around the perimeter of the area to a 30-60cm width and a 30cm depth.



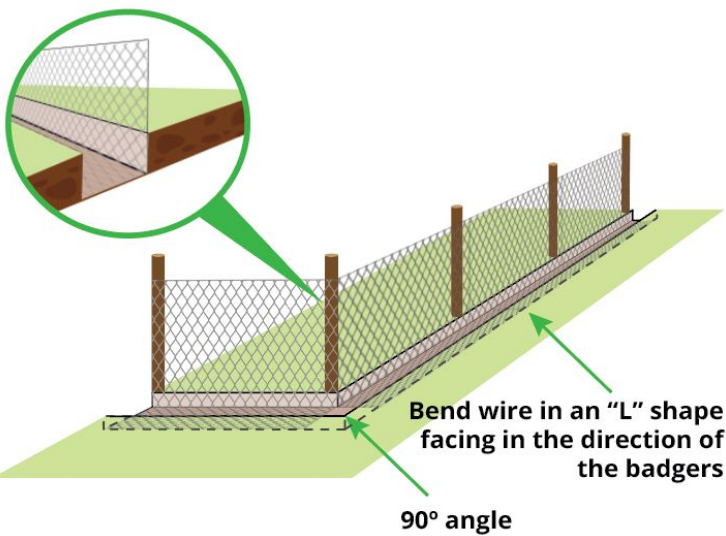
Step 2: Place your fence posts at even distances of about 2-2.5 meters. Make sure to have one at each corner of the area.

Step 3: Hammer them at least 30 centimeters deep into the ground. You can use gravel or concrete to set the posts in the soil.



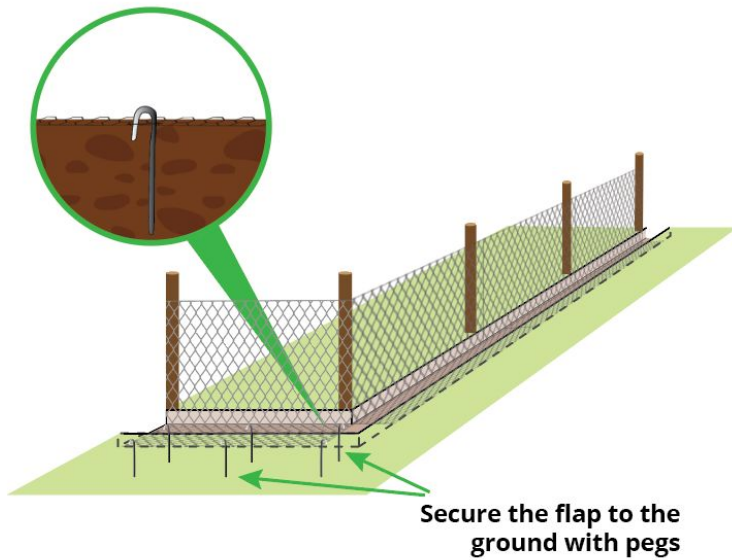
Step 4: Cut a length of mesh enough to cover the distance between the first two corner posts, and bend the bottom 30-60 centimeters at a 90-degree angle, creating a flap facing outwards.

Step 5: Place this flap on the bottom of the trench. Secure this fence section to the corner posts using staples (or cable ties).

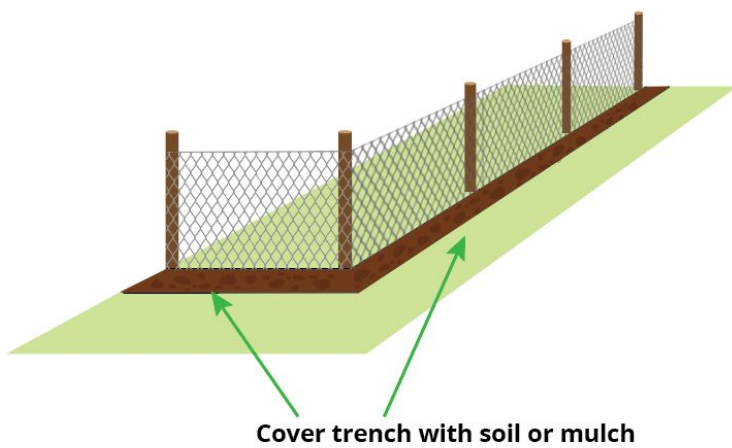


Step 6: Continue attaching the mesh to the rest of the posts on the other sides of the area, while also bending the bottom to create the 'L' shape facing outwards.

Step 7: Stretch the netting taut and use the staples every 15 centimeters to fix it securely to the posts.

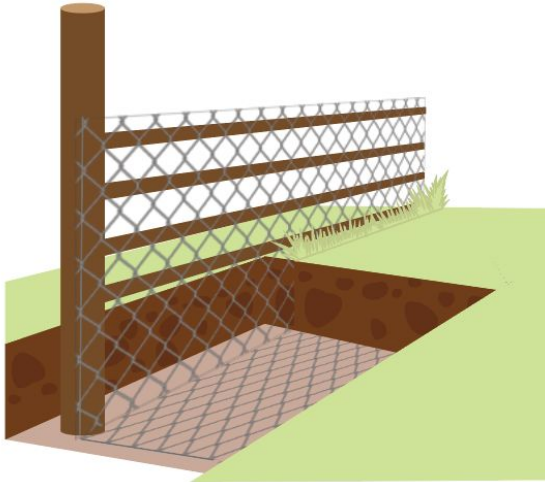


Step 8: Using pegs, secure the flap to the ground. Use the pegs at the corner and at the outside edge of the lip. Do this at even distances of about 60 centimeters.



Step 9: Cover the outside flap with soil or mulch to hide it.

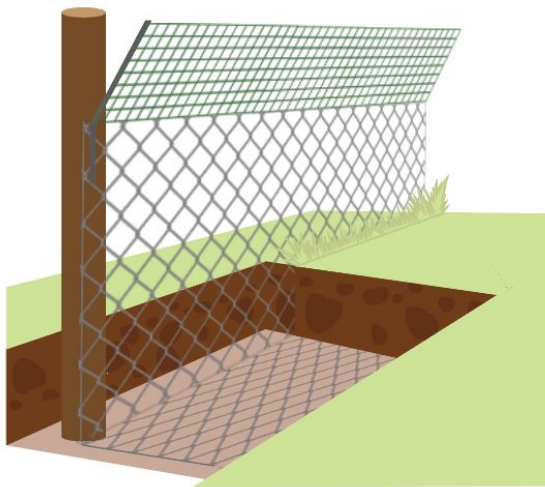
You can badger-proof an existing fence by attaching wire mesh to it.



Attach any type of wire or plastic mesh to the top of the fence at a 45 degree angle to make extra sure the animals can't get through.

This is especially helpful if you can't achieve at least 1m height above ground level, as badgers are good climbers. The overhang will discourage them from trying to climb over the fence.

You can badger-proof a fence by creating an overhang at the top of the mesh.



If you already have a fence, you can badger-proof it by attaching wire mesh to it.

Use staples if you have a wooden fence and cable ties if you have metal posts or an existing wire mesh that's not sturdy enough.